

Utility of anilides as building block to synthesize some heterocyclic compounds for biological evaluation : New synthesis of dihydropyridine , pyrazolo[1,5-*a*] pyrimidine and thiazolo[3,2-*a*] pyrimidine derivatives

F. M. A. El-Taweel* , A. Abou El-Farh¹ and A. A. Elagamey

Chemistry Department, Faculty of Science, New Damietta, Damietta University , 34517, A.R. Egypt

Dedicated to the Memory of Prof. A. A. Elagamey

ABSTRACT- Several new dihydropyridine , pyrazolo[1,5-*a*] pyrimidine and thiazolo[3,2-*a*] pyrimidine derivatives have been prepared by using β -ketoanilides **1** and arylmethylenemalononitriles **2** as starting materials and as key intermediates for biological evaluation.

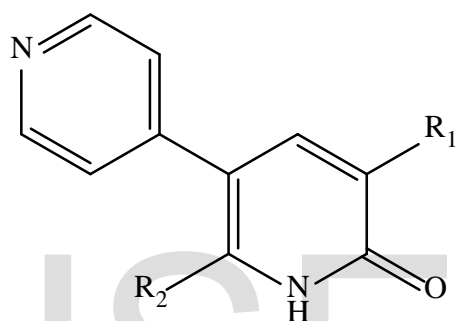
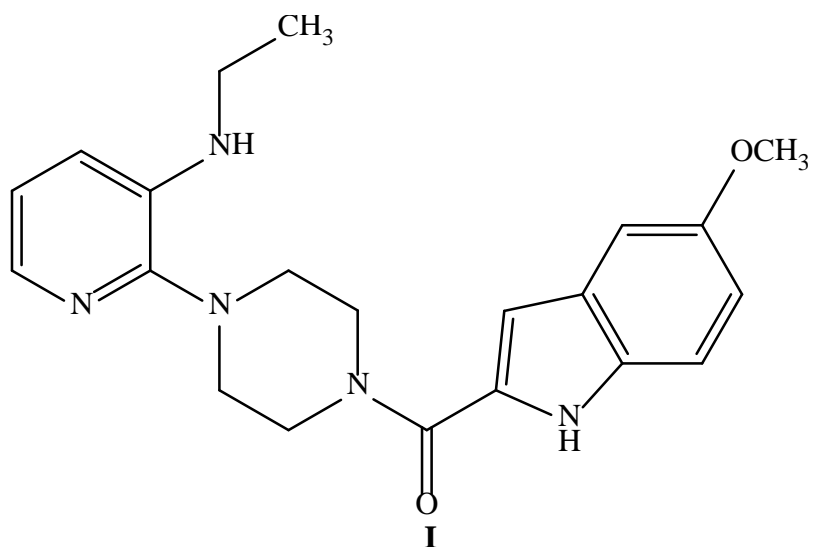
Keywords: Arylmethylenemalononitriles, dihydropyridines, pyrazolo[1,5-*a*] pyrimidines, thiazolo[3,2-*a*] pyrimidines

*Corresponding Author (E-mail: fathyeltaweel@ yahoo.com ; Tel.: +201278835201; Fax: +2057403868.

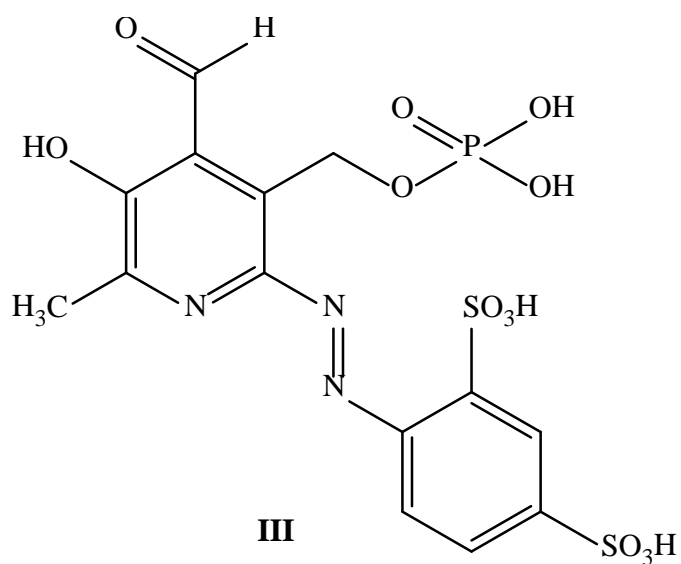
Abstracted from her M.Sc. Thesis.

1. Introduction :

Certain polyfunctionally substituted pyridines are potent inhibitors of the human immunodeficiency virus type **1** (HIV-1) reverse transcriptase . For example , ateviridine **I** has been selected for further clinical evaluation as anti- HIV agent [1], the dihydropyridines, *e.g.* adalate , are still the most widely used calcium channel blockers [2]. Certain functionally substituted pyridones, *e.g.* amrinone **IIa** [3] and milrinone **IIb** [4], are used for treatment of congestive heart failure. Compounds **III** have been proved to be selective antagonists of P2 receptors for neurotransmitters [3] .



IIa, R₁ = H ; R₂ = NH₂
b, R₁ = CH₃ ; R₂ = CN



In the past few years ,we have been involved in a program aiming to develop new simple routes for the synthesis of different heterocyclic compounds of biological interest to be evaluated as biodegradable agrochemicals[5-11] .

In conjunction to previous interest in developing syntheses of polyfunctionally substituted heteroaromatics utilizing readily obtainable and inexpensive starting components[5-11],we report here on syntheses of dihydropyridine ,pyrazolo[1,5-*a*] pyrimidine and thiazolo[3,2-*a*] pyrimidine derivatives using β -ketoanilides **1** and arylmethylenemalononitriles **2** as starting materials and as key intermediates for biological evaluation.

2. EXPERIMENTAL :

All melting points are uncorrected and measured on Griffin&George MBF 010T (London) apparatus. Recorded yield correspond to the pure products. IR (KBr) spectra were recorded on a Perkin Elmer SP-880 spectrometer and ¹H-NMR spectra: were measured on Varian 270 MHz spectrometer on DMSO-d₆ as solvent and TMS an internal standard. Chemical shifts are reported in δ units (ppm). Microanalyses were performed on a LECO CHN-932 elemental analyzer and carried out in the Microanalytical Data Unit at Cairo and Damietta Universities. Mass spectra were recorded on a MS 30(AEI) instrument at 70 eV ionization energy .

Formation of β -ketoanilides 2a-e :

A solution of (0.01 mole) of β -ketoesters **2a,b** and (0.01 mole) of primary aromatic amines in dry xylene (100ml) were refluxed for six hours at 150°C. The solvent was then concentrated to its half volume and then left to cool to room temperature. The solids precipitated were collected by filtration ,recrystallised and then identified as **2a-e** [12,13].

Preparation of 6-amino-1,4-diaryl-5-benzoyl-2-oxo-1,2,3,4-tetrahydropyridine-3-carbonitriles 6a-e :

A solution of β -ketoanilides **2a-e** (0.01 mole) in ethanol (50ml) was treated (0.01 mole) of arylmethylenemalononitriles **3** and few drops of piperidine were refluxed for three hours .The solids deposited were collected by filtration ,recrystallised from the proper solvents and then identified as **6a-e**.

2-Amino-5-benzoyl-1-(4-nitrophenyl)-6-oxo-4-phenyl-1,4,5,6-tetrahydropyridine-3-carbonitrile 6a : Formed colorless crystals in 75 % yield , from ethanol ,m.p.273-275°C ; IR (ν / cm^{-1}): 3433, 3342 (NH_2) , 2187(conjugated CN),1703(CO),1641(CO); $^1\text{H-NMR}$ (DMSO-d_6)(δ ,ppm) : 4.35-4.36 (d, $J = 3\text{Hz}$,1H,CH) 5.12-5.15(d, $J=3\text{Hz}$,1H,CH), 5.78 (s,2H, NH_2),7.27-8.39 (m,14H, aromatic protons); $^{13}\text{C-NMR}$ (DMSO-d_6)(δ , ppm) :41.60(C-4),58.28(C-3),61.60(C-5),119.93(CN),128.35-154.54 (aromatic carbons),196.04(CO),206.16(CO).*Anal.* Calcd.for $\text{C}_{25}\text{H}_{18}\text{N}_4\text{O}_4$ (438.43): C,68.49; H, 4.14; N , 12.78. Found: C,68.65 ; H,4.25; N,12.53.

2-Amino-5-benzoyl-4-(4-methoxyphenyl)-6-oxo-1-phenyl-1,4,5,6-tetrahydropyridine-3-carbonitrile 6b : Formed colorless crystals in 70 % yield , from ethanol ,m.p.246-248°C ; IR (ν / cm^{-1}): 3450, 3321 (NH_2) , 2190(conjugated CN),1697(CO),1643(CO); $^1\text{H-NMR}$ (DMSO-d_6)(δ ,ppm) : 3.77(s,3H, OCH_3),4.23-4.26 (d, $J = 3\text{Hz}$,1H,CH.) 5.02-5.03(d, $J=3\text{Hz}$,1H, CH), 5.42 (s,2H, NH_2),6.94-8.09 (m,14H, aromatic protons); $^{13}\text{C-NMR}$ (DMSO-d_6) (δ ,ppm) :40.61(C-4),55.52(C-3),60.63(C-5),115.15 (CN), 120.37-167.70 (aromatic carbons),196.04 (CO),206.16(CO).*Anal.* Calcd.for $\text{C}_{26}\text{H}_{21}\text{N}_3\text{O}_3$ (423.46): C,73.74; H,5.00; N , 9.92. Found: C,73.67 ; H,5.11; N,9.86.

2-Amino-5-benzoyl-4-(4-methoxyphenyl)-1-(4-nitrophenyl)-6-oxo-1,4,5,6-tetrahydropyridine-3-carbonitrile 6c : Formed faint yellow crystals in 65 % yield , from ethanol / 1,4-dioxan ,m.p.241-243°C ; IR (ν / cm^{-1}): 3444, 3355 (NH_2) , 2183(conjugated CN),1710(CO), 1671(CO); $^1\text{H-NMR}$ (DMSO-d_6)(δ ,ppm) : 3.76(s,3H, OCH_3),4.30-4.31 (d, $J = 3\text{Hz}$,1H, CH.) 5.11-5.73(d, $J=3\text{Hz}$,1H, CH), 6.91 (s,2H, NH_2),7.40-8.38 (m , 13H, aromatic protons); $^{13}\text{C-NMR}$ (DMSO-d_6) (δ ,ppm) :41.71(C-4), 57.74 (C-3), 61.45 (C-5),125.18 (CN), 120.04-167.93 (aromatic carbons) , 196.13 (CO) 206.42 (CO).*Anal.* Calcd.for $\text{C}_{26}\text{H}_{20}\text{N}_4\text{O}_5$ (468.46):C,66.66; H,4.30; N , 11.96. Found: C,66.44 ; H,4.11; N,11.84.

6-Amino-3-benzoyl-2-oxo-4-phenyl-3,4-dihydro-2H-[1,2'-bipyridine]-5-carbonitrile 6d : Formed yellow crystals in 68 % yield , from ethanol / 1,4-dioxan ,m.p.187-189°C ; IR (ν / cm^{-1}): 3444, 3355 (NH_2) , 2184 (conjugated CN),1700(CO), 1675(CO); $^1\text{H-NMR}$ (DMSO-d_6)(δ ,ppm) : 4.34-4.35 (d, $J = 3\text{Hz}$,1H, CH) 5.10-5.12(d, $J=3\text{Hz}$,1H, CH), 5.69 (s,2H, NH_2),7.27-8.63 (m , 14H, aromatic protons); $^{13}\text{C-NMR}$ (DMSO-d_6)

(δ ,ppm) :41.71(C-4), 57.75 (C-3), 61.45 (C-5),120.07 (CN), 125.31-167.81 (aromatic carbons) ,195.74 (CO) 206.42 (CO).*Anal.* Calcd.for $C_{24}H_{18}N_4O_2$ (394.43): C,73.08; H,4.60; N , 14.20. Found: C,73.23 ; H,4.34; N,14.35.

6-Amino-3-benzoyl-2-oxo-4-(4-methoxyphenyl-3,4-dihydro-2H-[1,2'-bipyridine]-5-carbonitrile **6e** : Formed yellow crystals in 65 % yield , from ethanol / dimethylformamide ,m.p.187-189°C ; IR (ν / cm^{-1}): 3444, 3417 (NH₂) , 2191 (conjugated CN),1701(CO), 1674(CO); ¹H-NMR (DMSO-d₆)(δ ,ppm) :3.77(s,3H,CH₃), 4.29-4.30 (d,J = 3Hz ,1H, CH) 5.06-5.07(d,J=3Hz ,1H, CH), 5.64 (s,2H, NH₂),6.90-8.62 (m , 13H, aromatic protons); ¹³C-NMR (DMSO-d₆) (δ ,ppm) :40.98(C-4), 55.52 (C-3), 62.02 (C-5),120.09 (CN), 125.26-167.91 (aromatic carbons) ,195.80 (CO) 206.23 (CO).*Anal.* Calcd.for $C_{25}H_{20}N_4O_3$ (424.45): C,70.74; H,4.75; N , 13.20. Found: C,74.42 ; H,4.34; N,13.35.

2-Amino-3-arylaazo-5-pyrazolo[1,5-a]pyrimidin-7(6H)-ones 10a-c

Method A:

A mixture of β -ketoanilides **2a-d** (0.01 mole) and (0.01 mole) of 4-arylaazo-3,5-diaminopyrazole **7a-c** in glacial acetic acid (30ml) were heated under reflux for three hours. The solvent was then evaporated in *vacuo* and the resulting solid products were collected by filtration ,recrystallised from the suitable solvents and then identified as **10a-c** .

Method B:

Compounds **10a-c** were also prepared by reacting (0.01 mole) of β -ketoesters **1a,b** and (0.01 mole) of 4-arylaazo-3,5-diaminopyrazole **7a-c** under the above reaction conditions.

2-Amino-3-(3-chlorophenyl)diazanyl-5-phenylpyrazolo[1,5-a]

pyrimidine-7(6H)-one 10a : Formed red crystals in 65 % yield, from ethanol ,m.p.>300°C ; IR (ν / cm^{-1}): 3479, 3124 (NH₂,OH) , 1689(CO) ,1643 (N=N); ¹H-NMR (DMSO-d₆)(δ ,ppm) :2.73(s,2H, CH₂), 6.52(s,1H, CH.), 7.01(s,2H, NH₂), 7.32-7.99 (m , 9H, aromatic protons) ,11.92 (brs., 1H , OH) .*Anal.* Calcd.for $C_{18}H_{13}ClN_6O$ (364.79): C,59.27; H,3.59; N , 23.04. Found: C,74.42 ; H,3.34; N,23.35.

2-Amino-3-(4-chlorophenyl)diazanyl-5-phenylpyrazolo[1,5-a]

pyrimidine-7(6H)-one 10b : Formed reddish brown crystals in 75 % yield, from ethanol / dimethylformamide ,m.p.294-296°C ; IR (ν / cm^{-1}):

3487, 3253 (NH₂,OH) , 1679(CO) ,1633 (N=N); ¹H-NMR (DMSO-d₆) (δ,ppm) :2.49 (s,2H, CH₂), 6.50(s,1H, CH), 7.15(s,2H, NH₂), 7.18-7.97 (m , 9H, aromatic protons) ,10.98 (brs., 1H , OH) .*Anal.* Calcd.for C₁₈H₁₃ClN₆O (364.79): C,59.27; H,3.59; N , 23.04. Found: C,74.53 ; H,3.34; N,23.22.

2-Amino-3-(4-methoxyphenyl)diazenyl)-5-methylpyrazolo[1,5-a]pyrimidine-7(6H)-one 10c : Formed reddish brown crystals in 70 % yield, from ethanol / dimethylformamide ,m.p.279-281°C ; IR (ν /cm⁻¹): 3487, 3276(NH₂,OH) , 1681(CO) ,1630 (N=N); ¹H-NMR (DMSO-d₆) (δ,ppm) :2.31(s,3H,CH₃),2.45 (s,2H, CH₂), 5.55(s,1H, CH), 6.45(s,2H, NH₂), 6.90-7.00 (d,J=7Hz, 2H, aromatic protons) , 7.80-7.85 (d,J=7Hz, 2H, aromatic protons),10.21 (brs., 1H , OH) .*Anal.* Calcd.for C₁₄H₁₄N₆O₂ (298.30): C,56.37; H,4.73; N , 28.17. Found: C,56.35 ; H,4.66; N,28.31.

4-aryl-6-methyl-2-thioxo-1,2,3,4-tetrahydropyrimidine-5-carboxamides 13a-c

A mixture of β-ketoanilides **2a,d** (0.01 mole), aromatic aldehydes (0.01 mole) and (0.01 mole) of thiourea in ethanol (50ml) containing few drops of HCl were refluxed for six hours .The reaction mixture was left to cool at room temperature and the precipitates formed were collected by filtration ,recrystallised from the suitable solvents and then identified as **13a-c** .

N,4,6-triphenyl-2-thioxo-1,2,3,4-tetrahydropyrimidine-5-carboxamide 13a : Formed colorless crystals in 70 % yield, from ethanol ,m.p.250-252°C ; IR (ν /cm⁻¹): 3413, 3168(NH),1668 (CO) ,1203 (C=S); ¹H-NMR (DMSO-d₆) (δ,ppm) : 5.32(s,1H, H-4), 6.91-7.73 (m,15H, aromatic protons) , 9.12 (s, 1H , NH), 9.58 (s, 1H , NH), 10.17 (s, 1H , NH) .*Anal.* Calcd.for C₂₃H₁₉N₃OS (385.48): C,71.66; H,4.97; N , 10.90. Found: C,71.73 ; H,4.68; N,10.82.

4-(4-Methoxyphenyl)-N, 6-diphenyl-2-thioxo-1,2,3,4-tetrahydropyrimidine -5-carboxamide 13b : Formed colorless crystals in 68 % yield, from ethanol /dimethylformamide ,m.p.275-277°C ; IR (ν /cm⁻¹): 3263, 3165(NH),1652 (CO) ,1203 (C=S); ¹H-NMR (DMSO-d₆) (δ,ppm) :3.66(s,3H,OCH₃), 5.27(s,1H, H-4), 6.93-7.44 (m,14H, aromatic protons) , 9.10 (s, 1H , NH), 9.47 (s, 1H , NH), 10.07 (s, 1H , NH) .*Anal.*

Calcd.for $C_{24}H_{21}N_3O_2S$ (415.51): C,69.37; H,5.09; N , 10.11. Found: C,69.23 ; H,5.22; N,11.33.

6-Methyl-4-phenyl-2-thioxo-N-(p-tolyl)-1,2,3,4-tetrahydropyrimidine-5-carboxamide 13c : Formed colorless crystals in 70 % yield, from ethanol ,m.p.228-230°C ; IR (ν /cm^{-1}): 3456, 3282(NH),1700 (CO) ,1203 (C=S); 1H -NMR (DMSO- d_6) (δ ,ppm) :2.26(s,3H,CH₃),2.34(s,3H,CH₃), 5.40 (s,1H, H-4), 7.17-7.33 (m,9H, aromatic protons) , 9.12 (s, 1H , NH), 10.12 (s, 1H , NH), 13.76 (s, 1H , NH) .Anal. Calcd.for $C_{19}H_{19}N_3OS$ (337.44): C,67.63; H,5.68; N , 12.45. Found: C,67.54 ; H,5.71; N,12.34.

Preparation of thiazolo[3,2-a]pyrimidines **15a,b**

Method A:

A mixture of pyrimidinethiones **13a,c** (0.0mole) and ethyl bromoacetate (0.0mole) in alcoholic potassium hydroxide was heated under reflux for five hours .The reaction mixture was then left to cool to room temperature .The solid products formed after pouring on ice was neutralized with dilute hydrochloric acid were collected by filtration ,recrystallised from the proper solvents and then identified as **15a,b**.

Method B:

A mixture of pyrimidinethiones **13a,c** (0.0mole) and ethyl chloroacetyl chloride (0.0mole) in ethanol was refluxed for one hour on steam bath and the precipitates formed were collected by filtration ,recrystallised from the suitable solvents abd then identified as **15a,b**.

3-Oxo-N,5,7-triphenyl-3,5-dihydro-2H-thiazolo[3,2-a]pyrimidine-6-carboxamide 15a : Formed colorless crystals in 65 % yield, from ethanol ,m.p.225-227°C ; IR (ν /cm^{-1}): 3414, 3325(NH),1716 (CO) ,1654 (C=O); 1H -NMR (DMSO- d_6) (δ ,ppm) : 3.76(s,2H,CH₂),6.15 (s,1H, H-4), 6.92-7.54 (m,15H, aromatic protons) , 10.15 (s, 1H , NH).Anal. Calcd.for $C_{25}H_{19}N_3O_2S$ (425.50): C,70.57; H,5.50; N , 9.88. Found: C,70.43 ; H,5.66; N,9.63.

7-Methyl-3-oxo-5-phenyl-N-(p-tolyl)-3,5-dihydro-2H-thiazolo[3,2-a]pyrimidine-6-carboxamide 15b : Formed orange crystals in 60 % yield, from ethanol ,m.p.287-2289°C ; IR (ν /cm^{-1}): 3438, 3325(NH),1707 (CO) ,1647 (C=O); 1H -NMR (DMSO- d_6) (δ ,ppm) :

2.34(s,3H,CH₃),2.92(s,3H,CH₃),3.74(s,2H,CH₂),6.17 (s,1H, H-4), 7.17-7.33 (m,9H, aromatic protons) , 10.13 (s, 1H , NH).*Anal.* Calcd.for C₂₁H₁₉N₃O₂S (377.46): C,6.82; H,5.07; N , 11.13. Found: C,66.70 ; H,5.16; N,11.23.

3.RESULTS AND DISCUSSIN :

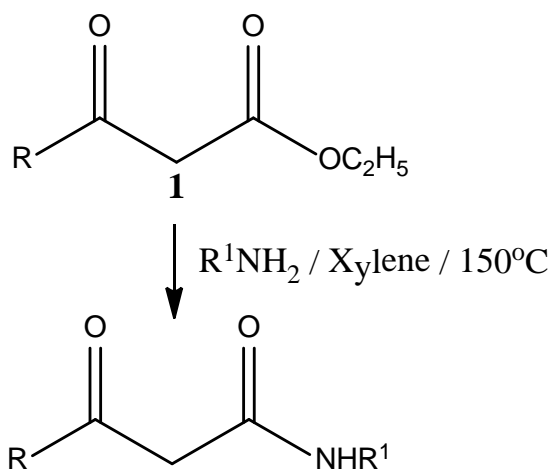
It has been found that, β -ketoanilides **2a-e** [12,13] prepared by condensation of β -ketoesters **2a,b** with primary aromatic amines . Compounds **2a,b** reacted with arylmethylenemalononitriles **3a,b** in refluxing ethanol and in presence of catalytic amounts of piperidine to give the addition products,for which 6-amino-4-aryl-5-cyano-4*H*-pyran-3-(*N*-aryl) carboxamide **5** or 6-amino-1,4-diaryl-5-benzoyl-2-oxo-1,2,3,4-tetrahydropyridine-3-carbonitriles **6** . 6-Amino-4-aryl-5-cyano-4*H*-pyran-3-(*N*-aryl)carboxamides **5** were readily eliminated on the basis of ¹H-NMR spectra which clearly indicate the absence of any signals corresponding to 4*H*-pyran protons at $\delta = 4.5 - 5.0$ ppm.Thus,6-amino-1,4-diaryl-5-benzoyl-2-oxo-1,2,3,4-tetrahydropyridine-3-carbonitriles **6** were established as a reaction products. Compounds **6** were proposed to be formed *via* Michael type addition of the active methylene group in the β -ketoanilides **2** to the π -deficient double bond in the arylmethylenemalononitriles **3** to give the Michael adduct **4** ,then cyclised to give 6-amino-1,4-diaryl-5-benzoyl-2-oxo-1,2,3,4-tetrahydropyridine-3-carbonitriles **6** .

β -ketoanilides **2a-d** reacted with 4-arylaazo-3,5-diaminopyrazoles **7a-c** in refluxing glacial acetic acid to give products for which pyrazolo[1,5-*a*]pyrimidines **9** and **10** were expected .However,structures were readily eliminated on the basis of their analytical and spectral data. Thus, pyrazolo[1,5-*a*]pyrimidines **10** were established for the products. Compounds **10** were assumed to be formed *via* first condensation of the carbonyl group in the β -ketoanilides **2a-d** with the exocyclic amino function in 4-arylaazo-3,5-diaminopyrazoles **7a-c** *via* water elimination to give the intermediates **8**.These were cyclised through primary aromatic amines elimination to yield the final isolable products **10a-c**.

It has been reported that ,aryldihydropyrimidines have recently received great attention because of their wide range of therapeutic and pharmacological properties [14,15].Also,the chemistry of 1,2,3,4-

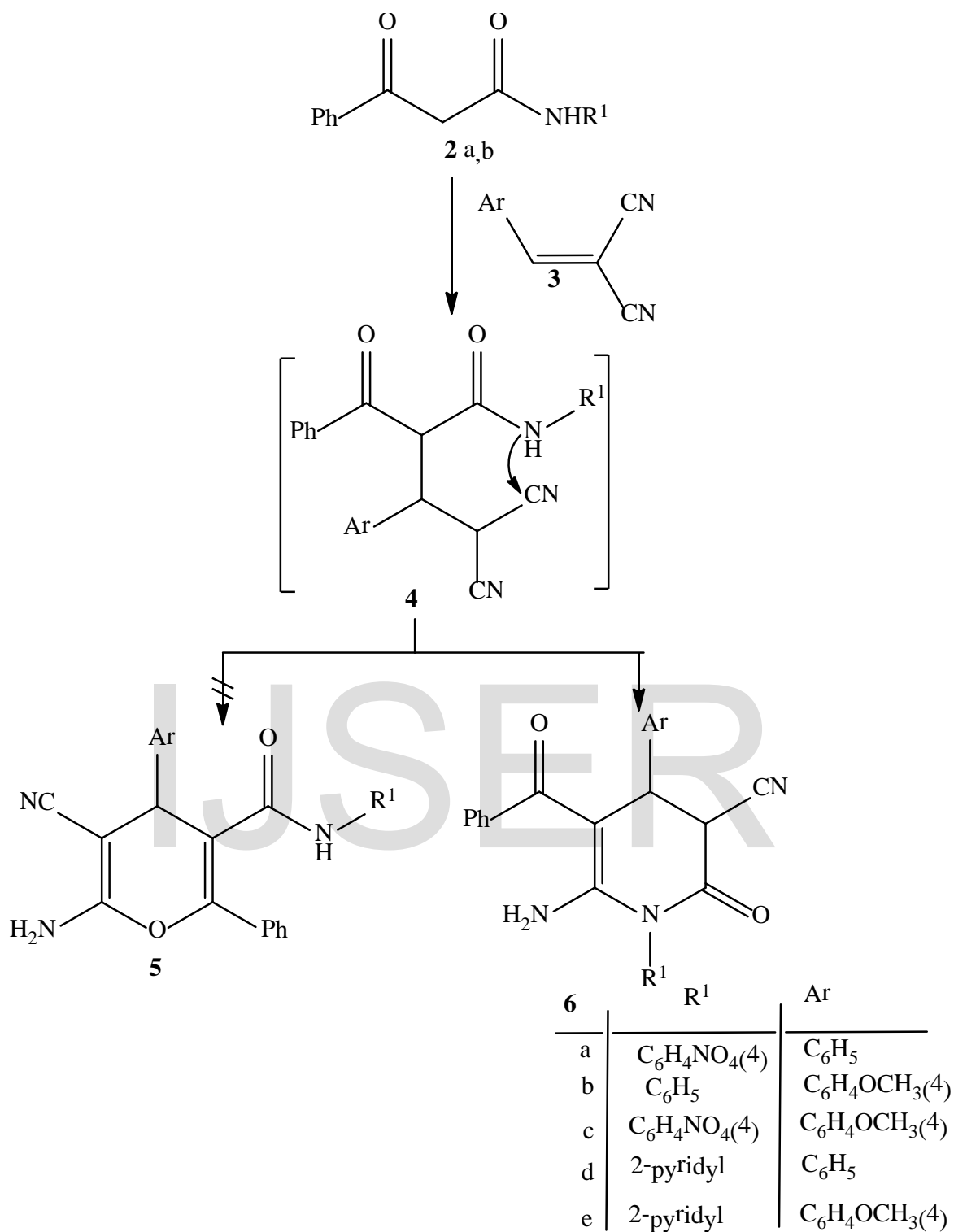
tetrahydropyrimidine-2-thiones have attracting wide range of attention. The present popularity of these tetrahydropyrimidines is mainly because of their structural relationship to the clinically important dihydropyridine calcium-channel blockers and related compounds. 1,2,3,4-tetrahydropyrimidine-2-thiones are known as versatile heterocyclic reagents that have been subjected to a large variety of structural modification in order to prepare derivatives with different biological activities. Several synthetic routes have been described for synthesis of condensed pyrimidine derivatives [16-18]. Based on these literature reports, in this study, synthesis and structural establishment of 4-aryl-6-methyl-2-thioxo-1,2,3,4-tetrahydropyrimidine-5-carboxamides **13a-c**. Compounds **13a-c** were synthesized by refluxing an equimolecular amounts of β -ketoanilides **2a,d** aromatic aldehydes and thiourea **12** in ethanol containing few drops of HCl. Analytical and spectral data are in full agreement with structures **13a-c** (c.f. experimental). Compounds **13a-c** were proposed to be obtained through first condensation of β -ketoanilides **2a,d** with the aromatic aldehydes to form the arylidene derivatives **11** and the cyclocondensed with the appropriate amount of thiourea **12** to yield 4-aryl-6-methyl-2-thioxo-1,2,3,4-tetrahydropyrimidine-5-carboxamides **13a-c**.

4-aryl-6-methyl-2-thioxo-1,2,3,4-tetrahydropyrimidine-5-carboxamides **13a,c** were condensed with ethyl bromoacetate in ethanol and in the presence of potassium hydroxide as catalyst to give the corresponding 2H-thiazolo[3,2-a]pyrimidine-6-carboxamides **15a,b**. Elucidation of structures **15a,b** was based on their correct values of elemental analysis and spectral data. We have also found that the same compounds **15a,b** were obtained when 4-aryl-6-methyl-2-thioxo-1,2,3,4-tetrahydropyrimidine-5-carboxamides **13a,c** were subjected to react with chloroacetyl chloride in refluxing ethanol containing catalysed by triethyl amine.

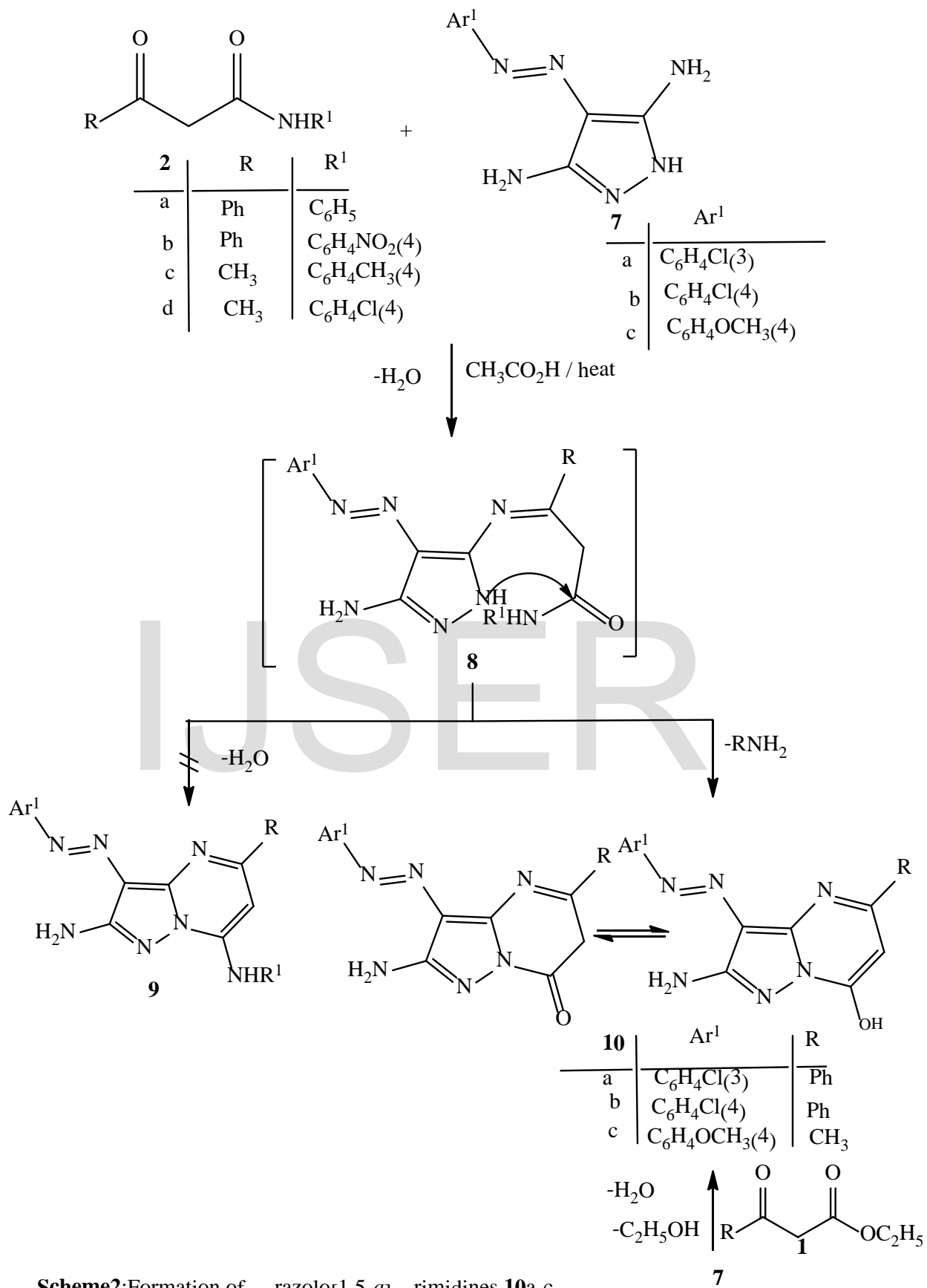


2	R	R ¹
a	Ph	C ₆ H ₅
b	Ph	C ₆ H ₄ NO ₂ (4)
c	Ph	2-pyridyl
d	CH ₃	C ₆ H ₄ CH ₃ (4)
e	CH ₃	C ₆ H ₄ Cl(4)

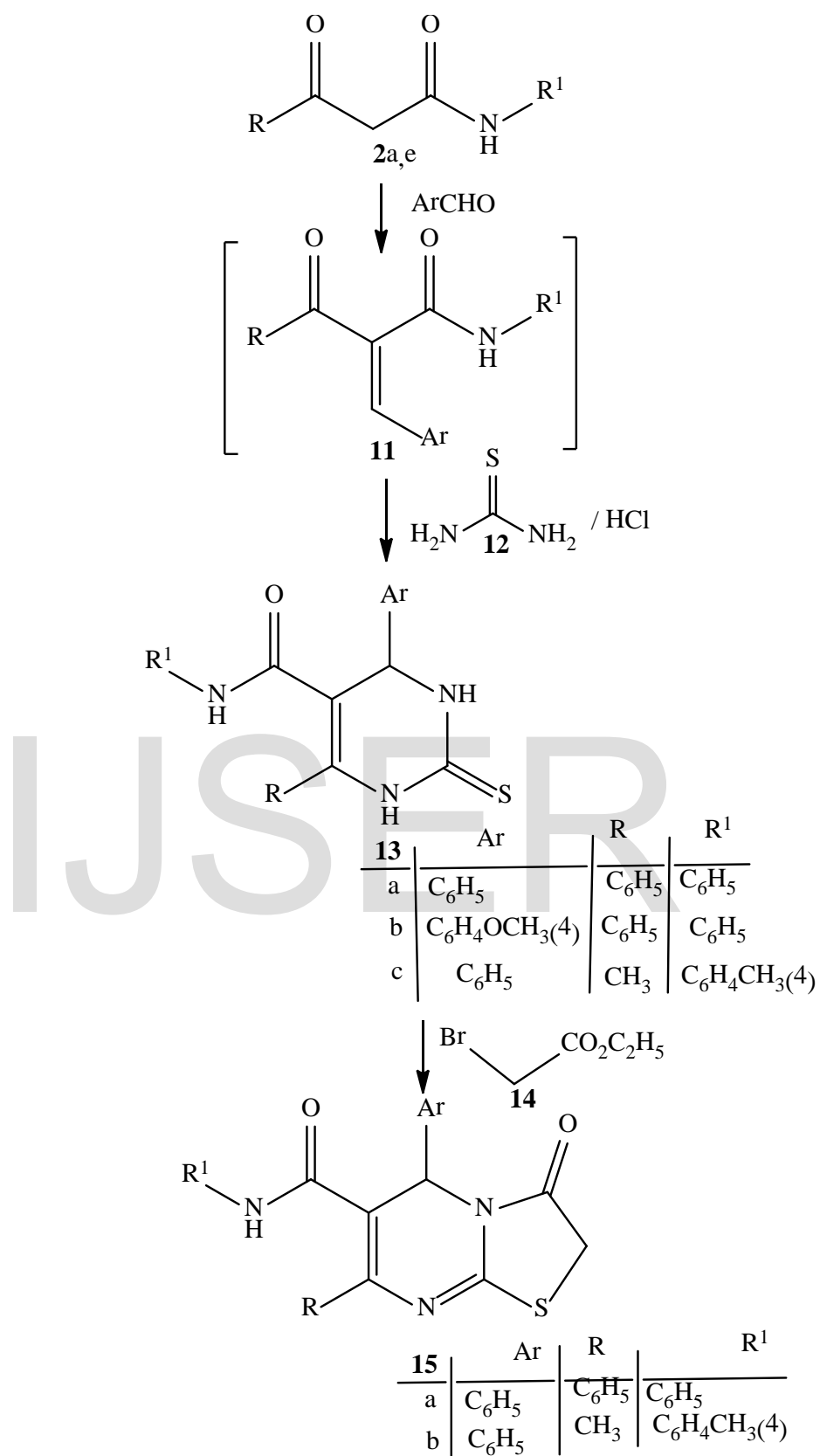
IJSER



Scheme 1: Synthesis of the pyridines **6 a-e**



Scheme2:Formation of pyrazolo[1,5-a]pyrimidines **10a-c**



Scheme 3 :Preparation of thiazolopyrimidines **14** a,b

Conclusion

We conclude that, several new dihydropyridine, pyrazolo[1,5-*a*] pyrimidine and thiazolo[3,2-*a*] pyrimidine derivatives were synthesized using β -ketoanilides **1** and arylmethylenemalononitriles **2** as readily obtainable and inexpensive starting materials and as key intermediates for biological evaluation.

4. REFERENCES:

- [1] Troschutz, R. and Karger, A., "Synthesis of 6-phenyl-ateviridine," J. Heterocycl. Chem., 1997, 34, 4, 1147-1151.
- [2] Robertson, R.M. and Robertson, D., "The pharmacological basis of therapeutic, Goodman and Gillman's p.759, 9th ed, A.G. Gilman, consulting ed., Mc Graw-Hill Health profession divisions, New York, 1996.
- [3] Abelkhalik, M.M., Eltoukhy, A.M., Agamey, S.M. and Elnagdi, M.H., "Enaminones as building block in heterocyclic synthesis : New synthesis of Nicotinic acid and thienopyridine derivatives," J. Heterocycl. Chem., 2004, 41, 431- 434.
- [4] Svetlik, J., Pronayova, N. and Hanas, V., "A novel and direct synthetic route to substituted 1,5-dihydro-4*H*-[1]benzopyrano[4,3-*b*]pyridine-4,5-diones," J. Heterocycl. Chem., 2000, 37, 395-399.
- [5] El-Taweel, F.M.A., AbouElMaati, M.S. and Mofeed, M., "Utility of Arylmethylenemalononitriles In Heterocyclic Synthesis : New Synthetic Procedures to Synthesize 4*H*-pyrano[3,2-*c*] quinoline, Pyrazolo[4,3-*b*] pyridine, 4*H*-Benzo [*b*]pyran, Pyridine and [1,3,4]Thiadiazolo[3,2-*a*] pyridin-2-yl)benzamide Derivatives," Int. J. Scient. and Eng. Res., 2014, 5, 1, 838-953.
- [6] El-Taweel, F.M.A., Elagamey, A.A. and Khalil, M.H., " Studies on quinolin-2(1*H*)-one derivatives : Synthetic access to pyrano[3,2-*c*] quinoline and 3-substituted quinoline derivatives," Am. Chem. Sci. J., 2013, 3, 4, 532-549.
- [7] Ayyad, S.N., El-Taweel, F.M.A., Elagamey, A.A. and El-Mashad, T.M., "An efficient and convenient 2-thioxothiazole, 2-oxo-1,2-dihydropyridine, 2-oxo-2*H*-pyran, 2,4-diaminothiophene and pyrazolo[5,1-*c*] [1,2,4] triazine derivatives containing antipyrine moiety, Int. J. Org. Chem., 2012, 2, 135-142.
- [8] El-Taweel, F.M.A., "Novel and facile synthesis of thiophene, thiazole, 2*H*-pyran-2-one, benzimidazo[1,2-*a*]pyridine and pyridine derivatives containing antipyrine moiety," Phosphorous, Sulfur and Silicon, 2004, 179, 1267-277.

- [9] AbouElMaati, T.M. and El-Taweel, F.M.A., "Routes to pyrazolo[3,4-*e*]thiazepine, pyrazolo[1,5-*a*]pyrimidine and pyrazole derivatives, " *J.Chin.Chem.Soc.*, 2003, 50, 413-418.
- [10] El-Taweel, F.M.A., "Heterocyclic amidines: Synthesis of new azaindene derivatives, " *Alex.J.Pharm.Sci.*, 1988, 12, 1, 11-15.
- [11] El-Taweel, F.M.A. and AbouElMaati, T.M., "Cyclization reactions of β -ketoesters, enamines and β -ketoanilides : New synthetic routes to pyrazolo[1,5-*a*]pyrimidine derivatives, " *J.Chin.Chem.Soc.*, 2002, 49, 1051-1055.
- [12] Abdelrazek, F.M., Sharaf, M.F., Metz, P. and Jaeger, A., "The reaction of 2-dimethylaminomethylene-3-oxo-*N*-phenylbutyramide with active methylene nitriles, " *J.Heterocycl.Chem.*, 2010, 47, 528-533.
- [13] El-Adasy, A.A.M., Khames, A.A. and Gad-ElKareem, A.A., "Synthesis of some new [1,8]naphthyridine, pyrido[2,3-*d*]pyrimidine and other annulated pyridine derivatives, " *J. Heterocycl. Chem.*, 2013, 50, 42- 48.
- [14] Fadda, A.A., Bondock, S.B., Khalil, A.M. and Tawfik, E.H., "Synthesis of some new 1,2,3,4-tetrahydropyrimidine-2-thione and their thiazolo[3,2-*a*]pyrimidine, thiazino and benzothiazepine derivatives, " *J. Heterocycl.Chem.*, 2013, 50, 838-843.
- [15] Couto, I., Tellitu, I. and Dominguez, E., "Searching for a direct preparation of dihydropyrimidine-5-carboxamides under Biginelli reaction conditions, " *Arkivoc*, 2011, ii, 115-126.
- [16] Hussein, A.M., Gad-Elkareem, M.A.M., El-Adasy, A.A.A., Khames, A.A. and Othman, I.M.M., " β -oxoanilides in heterocyclic synthesis: Synthesis antimicrobial activity of pyridines, pyrans, pyrimidines and azolo, azxinopyrimidines incorporating antipyrine moiety, " *Int.J. Org. Chem.*, 2012, 2, 341-351.
- [17] Kryl'ski, D. V., Shikhaliev, Kh.S. and Chuvashlev, A.S., "Three-component condensation with with 5-amino-4-phenylpyrazole, " *Russ. J.Org.Chem.*, 2010, 46, 3, 410-416.
- [18] Petrov, A.A., Kasatochkin, A.N., Emelina, E.E., Nelyubina, Yu.V. and Antipin, M. Yu., " α -Amino azoles in the heterocycles : VI. Synthesis and structure of cycloalkane-annulated pyrazolo[1,5-*a*]pyrimidines, " *Russ. J.Org.Chem.*, 2009, 45, 9, 1390-1401.